

# IVECO

Drive the road of change



Free a **new energy.**

**eDAILY. JUST ELECTRIC**

# The same DAILY you are used to. Just electric.

Jump into the future with the peace of mind of working with a friend.



UP TO **400km**  
URBAN RANGE  
AUTONOMY

ONLY **30min**  
TO CHARGE 100km

UP TO **50%**  
SAVINGS ON  
MAINTENANCE COST

UP TO **7.2t**  
GROSS VEHICLE  
WEIGHT

UP TO **3.5t**  
TOWING CAPACITY

UP TO **15kW**  
ELECTRIC PTO  
(POWER TAKE-OFF)

## **VERSATILE**

Up to 3 batteries / Up to 111kWh  
Upgradable during vehicle life

## **COMPLETE**

Van up to 20m<sup>3</sup>, cab full range, crew cab and minibus  
Single wheels and twin wheels, from 3.5t to 7.2t  
4.2t drivable with «B» driving licence

## **ROBUST**

Electrified modular chassis platform  
Body on frame  
Rear-wheel drive  
AIR-PRO intelligent suspension

## **CAPABLE**

140kW, 400Nm motor  
Hi-Power boost for overperformance  
Eco mode for energy saving  
15kW ePTO

## **CONNECTED**

Charging and climate control from remote  
Range optimization, energy management and uptime  
eDaily Routing app  
IVECO DRIVER PAL



# Access all areas, no limits, with the best van in town.



**Capable, safe** and user-friendly.

Whatever you may go in town for – load, deliver, sell or build – eDaily is your best solution for emission-free and noise-free urban travel.

eDaily is versatile as Daily: it offers the same cargo volume, payload, agility, transformability as the Diesel versions.

The driving mode selector allows you either to extract maximum power or **minimize energy consumption**.

**One Pedal Drive mode** makes urban driving easier and converts brake kinetic energy into electricity reducing eMotor energy consumption.

With eDaily you have **all your creature comforts**; including the AIR-PRO intelligent pneumatic suspension which offers 25% vibration reduction, as well as all of the technologies and features of Daily that you are used to.

# Energy for your daily routes.

## And up to 50% savings on maintenance cost.

### As much autonomy as your business commands.

**Modular battery installation** allows you to align eDaily autonomy range with the scope of your mission.

**Rapid acceleration** and up to 120km/h maximum speed give you all performance you need on extra-urban routes. If you need power – for example, when overcoming another vehicle – you can get more boost with eDaily's distinctive **Hi-Power** function.




**eDaily is fully connected** and enables you to remotely control charge and climate – and to optimize range, drivability and uptime.

### Tested in all weather conditions from -30°C to +50°C.

eDaily is the result of 10 years of experience since it was first presented as an electric LCV on the European market. Design learning has also incorporated **real-mission feedback** coming from Customers.


During the development phase, the system was successfully tested in extreme conditions, from -30°C (-22°F) to +50°C (+122°F).

Hi-tech, electric-specific solutions allow **competitive operational costs**, with significant reduction in maintenance and repair expenditure versus diesel.

| RANGES |      |  |  |  |
|--------|------|---|---|--|
| 35S    | WLTP | 120   | 235   |  |
| 42S    | WLTP | 110   | 200   | 300  |
| 50C    | WLTP |   | 185   | 260  |
| 72C    | WLTP |   | 120   | 180  |

Ranges are calculated in WLTP test procedure simulation. The following conditions apply: batteries at beginning of life and fully charged, battery cell temperature 23°C, vehicles set in Eco Driving Modes and in Standard Regenerative Mode with no ADAS and air conditioning or heating. Reference models are: 35S VAN H1 WB 3520, 42S VAN H1 WB 3520 for 1 and 2 batteries, 42S VAN H2 WB 4100 for the 3 batteries, 50C VAN H2 WB 4100, 72C VAN H2 WB 4100, with tyres class A and mechanical suspension. Estimated ranges may change after completing the homologation process. Actual ranges can vary depending on various conditions such as external elements, driving behaviour, vehicle maintenance, age of the lithium-ion battery.

# The whole line-up. Nothing missing.

|                |                     | Height / Load volume  |   |   | Gross vehicle weight (tons) |      |
|----------------|---------------------|---|---|---|-----------------------------|------|
|                |                     | H1 (1545mm)   | H2 (1900mm)   | H3 (2100mm)   | MIN.                        | MAX. |
|                |                     |  |  |  |                             |      |
| Wheelbase (mm) | Vehicle Length (mm) |   |   |   |                             |      |
| 3000           | 5189                | 7.3m <sup>3</sup>   | -   | -   | -                           | -    |
| 3520           | 5709                | 9.0m <sup>3</sup>   | 10.8m <sup>3</sup>  | -   | 3.5                         | 4.2  |
| 3520L          | 6109                | -   | 12.0m <sup>3</sup>  | 13.4m <sup>3</sup>  | 3.5                         | 4.2  |
| 4100           | 7274                | -   | 16.0m <sup>3</sup>  | 18.0m <sup>3</sup>  | 3.5                         | 7.2  |
| 4100L          | 7669                | -   | 17.5m <sup>3</sup>  | 19.6m <sup>3</sup>  | 5.2                         | 7.2  |

| Wheelbase (mm) | Single wheel      |      |                             |      | Twin wheel        |      |                             |      |
|----------------|-------------------|------|-----------------------------|------|-------------------|------|-----------------------------|------|
|                | Body lengths (mm) |      | Gross vehicle weight (tons) |      | Body lengths (mm) |      | Gross vehicle weight (tons) |      |
|                | MIN.              | MAX. | MIN.                        | MAX. | MIN.              | MAX. | MIN.                        | MAX. |
| 3000           | 2510              | 3000 | 3.5                         | 3.5  | -                 | -    | -                           | -    |
| 3450           | 3395              | 3886 | 3.5                         | 4.25 | 3395              | 3886 | 4.2                         | 7.2  |
| 3750           | 4005              | 4495 | 3.5                         | 4.25 | 4005              | 4495 | 4.2                         | 7.2  |
| 4100           | 4005              | 4495 | 3.5                         | 4.25 | 4005              | 4895 | 4.2                         | 7.2  |
| 4350           | -                 | -    | -                           | -    | 4830              | 5340 | 7.2                         | 7.2  |
| 4750           | -                 | -    | -                           | -    | 5690              | 6190 | 7.2                         | 7.2  |

# All body variants up to 7.2t GVW

single wheels / twin wheels.

Some say electric vans are only suitable for door-to-door missions.  
**eDaily thinks different: electric means future – and the future comes in all body variants.**

eDaily is offered in van, cab, crew cab, chassis cowl and people mover versions, and is confirmed as the most versatile and complete base for conversions, offering a wide combination of wheelbases and gross vehicle weights.

No parts protruding from the upper frame and digital and analogic interfaces (as in example the CAN BUS 2.0B) make eDaily the **most versatile and complete EV base for conversions.**

eDaily is the only electric LCV to offer **alternative rear axle ratios** on the 50C (3.6 or 4.44) and 72C versions (4.3 or 5.13) to optimize either performance or efficiency.

3.5t - 7.2t GWT  
 FULL RANGE

7.2t GWT ONLY

|                            | 3.5t - 7.2t GWT<br>FULL RANGE | 7.2t GWT ONLY |
|----------------------------|-------------------------------|---------------|
| VAN                        | •                             | -             |
| CAB                        | •                             | -             |
| CREW CAB*                  | •                             | -             |
| CHASSIS<br>COWL & STRIPPED | -                             | •             |
| MINIBUS                    | -                             | •             |

\* available from 4.2 to 7.2 t



# Any mission you can think of. Including yours.

## Uphill start guaranteed up to 30% gradient.

All bodies, all conversion opportunities, **all missions**. And same versatility as the Daily you know, thanks to the **modular battery sets** that allow for weight / range optimization.

An **ePTO up to 15kW** is available to provide energy for refrigeration, cranes, other superstructures. Power supply from the traction batteries make it possible to use the ePTO **even when the eMotor is switched off**.

If you plug your vehicle in a domestic or industrial socket (or a charging column) **you can use energy from the network to supply your equipment**.



1



3



2



4



37kWh



74kWh



111kWh

### WHEELBASE LENGTH

| <b>SINGLE WHEEL</b>        | <b>35S - 38S</b> | from 3000 to 4100mm | from 3450 to 4100mm | -                   |
|----------------------------|------------------|---------------------|---------------------|---------------------|
| <b>SINGLE + TWIN WHEEL</b> | <b>42S - 42C</b> | from 3450 to 4100mm | from 3450 to 4100mm | 4100mm              |
| <b>TWIN WHEEL</b>          | <b>50C</b>       | -                   | from 3450 to 4100mm | 4100mm              |
| <b>TWIN WHEEL</b>          | <b>70C (72C)</b> | -                   | from 3450 to 4750mm | from 4100 to 4750mm |

1 Door-to-door distribution

3 Construction

2 Cold-chain logistics

4 Conversions



# Zero emissions meet maximum load.

## The only electric LCV

- with up to 20m<sup>3</sup> cargo volume
- with up to 4.6t payload
- with up to 3.5t towing capacity



Body on frame



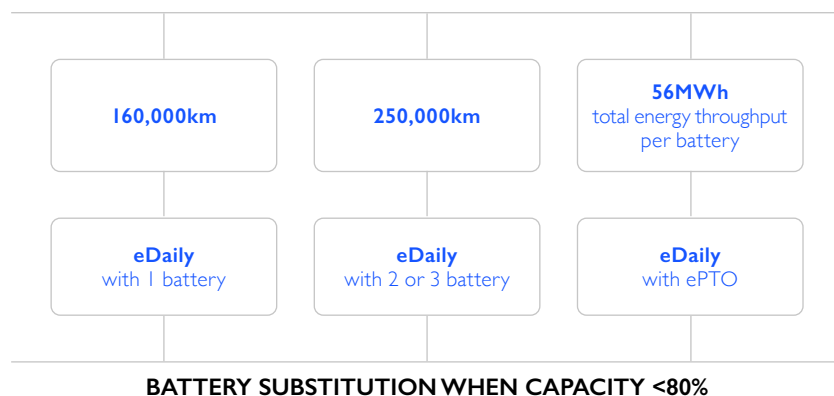
# High-end energy with scalable batteries.

**8-year and up to 250,000km  
battery warranty.**

eDaily can be equipped with 1,2 or 3 modular batteries, and the configuration can be upgraded during vehicle life.

The FPT Industrial 37kWh modular battery has a great cell energy density (265Wh/kg), which translates into best-in-class 95% ratio between installed and usable energy.

## 8 YEARS WARRANTY ON BATTERIES






## Easy-access front charging plug with different charging options.

The eDaily charging plug is easily accessible from whatever direction the cable is coming. Behind the flap which protects the plug from water and dust, a LED indicator shows the status and level of charge.

eDaily can be charged in every situation, connected to charging columns, industrial sockets and home sockets.

Fast charging up to 80kW adds 100km of range in 30 minutes.

All charging options can be managed via app.

|                 |   |  |  |  |
|-----------------|---|--|--|--|
| <b>STANDARD</b> | Mode 2/3 on-board charger<br><b>AC 11kW</b><br>(Time for full charge)   | 3 h 10'  | 6 h 20'  | 9 h 30'  |
| <b>OPTIONAL</b> | Mode 2/3 on-board charger<br><b>AC 22kW</b><br>(Time for full charge)   | 1 h 30'  | 3 h 10'  | 4 h 50'  |
| <b>OPTIONAL</b> | Mode 4 off-board<br>DC FAST CHARGE<br><b>DC 40kW</b> (1 battery)<br><b>DC 80kW</b> (2/3 batteries)<br>(Time for 20% - 80%<br>of battery charge) | 30'  | 30'  | 50'  |

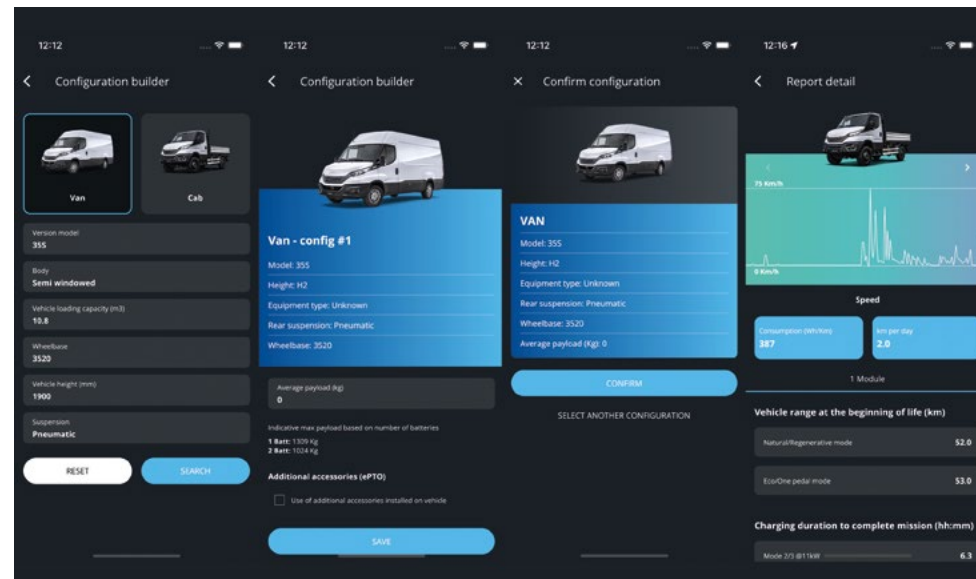
Indicative times in standard conditions, with an approximation to ten minutes

# A sustainable vehicle for the digital era.

**Always connected**  
for productivity and well-being.

**eDaily's e-services start before you buy.** IVECO advises you on the vehicle and charging configuration that best suits your needs. The connectivity box allows real-time data exchange and enables access to **IVECO services**, specifically developed to make working with eDaily a relaxing, profitable and safe experience.

**How it works:** the new eDaily comes with the eSTART package included in the vehicle price for the first 4 years, which can be further enriched with the ePRO and eFLEET premium extensions and other ancillary services. Contact your Dealer and visit [www.iveco.com](http://www.iveco.com) for further information.



**Identify the best solution for your business** at [www.edaily.iveco.com/youredaily](http://www.edaily.iveco.com/youredaily) or on the new eDaily Mission Simulator App.

STANDARD

### eSTART Pack

The core Uptime services and full eRemote control are always included as standard in the vehicle's price. Accessible via IVECO ON, EASY Daily App and Driver Pal.

- IVECO ON Portal • Uptime Monitoring & Management • eRange Assurance • eRemote Control

STANDARD

+

OPTION

### ePRO Pack

Purchase this optional package to enjoy full peace of mind on the available autonomy range, route planning and charging.

- IVECO eCharge Management • IVECO ON eDaily Routing App

STANDARD

+

OPTION

### eFLEET Pack

Upgrade to the full eMobility experience, adding to the ePRO services with premium insights to measure and improve your fleet's efficiency and sustainability.

- ePRO Pack + • Professional eReport • Professional Safe Report



## Maximized uptime.

At IVECO, we aim to keep your vehicle on the road and available whenever you need it with a top-notch range of Uptime services.

Real-time data generated from your vehicle are monitored remotely. If there is an issue, the nearest IVECO Service Point will be instantly activated to support you. The on-board software is regularly and seamlessly updated over the air. And you can enjoy full peace of mind on your vehicle's battery status and the successful completion of the planned charging, thanks to the new eRange Assurance Alerts.

You can easily book service appointments online. Highly professional staff trained on electric vehicles at the IVECO Service Points will ensure the full efficiency of your vehicle at all times.

### Maintenance & repair

Customer Uptime Center & Dealer Support

Proactive & predictive diagnosis

Over-the-air updates

Remote assistance

Assistance Non-Stop

eRange Assurance Alerts

eDaily offers Maintenance & Repair contracts tailored to your mission, allowing you a profitable and stress-free electric experience.

#### MAINTENANCE & REPAIR CONTRACTS

|                  |  |
|------------------|--|
| Maintenance      | Maintenance, lubrication and change of oil and fluids as indicated in the M&R manual                   |
| Drive line       | Repairs to eMotor and axles  |
| Extra drive line | All repairs not covered by the drive line contract (chassis, e-suspensions, electrics, braking system) |
| Wear             | Brake discs & pads   |

## A safe & comfortable drive.

IVECO has extended the offer of services available on the Easy Daily App and IVECO ON with new dedicated services for the eDaily. They enable you to monitor, manage and optimize charging and energy usage of your electric vehicle, as well as improving as you go with the eDriving Style Evaluation service.

IVECO DRIVER PAL takes connectivity to the next level, enabling you to access through voice commands our expanding portfolio of IVECO ON digital services, as well as the extensive portfolio of Amazon Web Services and Amazon Alexa features.

Professional Safe Report helps manage your fleet with confidence. It helps you reduce accidents and saves on insurance premiums, vehicle maintenance, tear and wear costs.

IVECO ON Portal

eRemote Control

IVECO ON Easy Daily App

IVECO DRIVER PAL vocal driver companion

Professional Safe Report



#### VEHICLE HEALTH CHECK

"Alexa, ask MYIVECO the battery charge"

"Alexa, ask MYIVECO the status"

#### CABIN CONTROL

"Alexa, ask MYIVECO to turn on the cooler"

"Alexa, ask MYIVECO to schedule a recharge"

#### SETTING NAVIGATION

"Alexa, ask MYIVECO to search for a charging station nearby"

#### THINGS TO TRY

"Alexa, open MYIVECO!"

"Alexa, ask MYIVECO where my vehicle is!"

Activate the IVECO DRIVER PAL Skills directly from the IVECO ON Easy Daily App, just follow the steps on the tutorial. It is easy!

# The best eMobility experience.

We know your business needs the flexibility to adapt to changing customer requirements and traffic and road conditions as needed.

Whatever the complexity of your mission, IVECO is at your side with IVECO ON eDaily Routing, a dedicated service to plan the most efficient route, and accurate range prediction – so you can count on always getting the job done efficiently.

You can also rely on IVECO eCharge Management, an integrated solution and touchpoint for e-charge management that provides a consistent charging experience across Europe relying on more than 350,000 affiliated charging points.

## IVECO ON eDaily Routing App

## IVECO eCharge Management



# Top productivity & efficiency.

IVECO ON now includes all our services dedicated to the electric vehicle fleet, so that you can monitor and manage settings and operations of your entire IVECO fleet and increase your productivity, efficiency and uptime while reducing your total cost of ownership.

Choose IVECO ON Web API service to integrate your IVECO vehicle data directly into your preferred ICT solution. The integration with your systems allows you to instantly retrieve real-time vehicle data without requiring special adaptations of your vehicles.

Information that adds value: the Professional eReport provides useful insights into driver behavior and decision making. This data gives you coaching opportunities to improve overall efficiency and productivity. What's more, safe driving can also reduce your vehicles' wear and tear, as well as contributing to fewer accidents.

## IVECO ON portal

## Professional eReport

## IVECO ON Web API



# An all-round model for sustainable transport.

Electric is more than a vehicle: it is an eco-system in which vehicle, solutions and services are digitally interconnected. This allows customers to find their own way to e-mobility, maximizing energy efficiency and ease of use.

IVECO accompanies you throughout your e-journey. All the phases of your electric experience are covered: from vehicle financing to the design of the appropriate infrastructure, energy contracts and specialist electric assistance.



## Integrated charging infrastructure.

Complete your eDaily package with a professional and certified charging infrastructure solution designed to maximize your vehicle's performance and minimize energy costs during operation.

[Advisory service for customized infrastructure solutions](#)

[Charging equipment supply and commissioning](#)

[Operation and service](#)

## IVECO CAPITAL financial solutions.

All traditional financial products (including contract hire, operating lease, finance lease and hire purchase\*), together with innovative, electric-dedicated services – packaged in the most suitable solution for your business.

IVECO CAPITAL is the captive financial services Brand of the Iveco Group, and offers a full range of financing, leasing, rental and ancillary services\* for eDaily as well as for conversions. Financial packages can include IVECO ON premium services and a choice of insurance solutions\*. Possibility to finance the vehicle with EW and M&R\*. For a tailored offer contact your IVECO Dealer or IVECO Direct Sales.

### All Financial formulas\* for fleet, retail & converters

- Financing
- Hire Purchase
- Finance Lease
- Leasing
- Operating Lease
- Contract Hire

### Electric-dedicated services\*

- Infrastructure financing
- Insurance & ancillary services

\*Based on country' specifics. Term and condition apply. Finance subject to IVECO CAPITAL approval.





PUBLICATION L2330101MASTER - 03/23

The information contained in this brochure is based on the best data available to Iveco Group following its internal tests and simulations, pending the vehicle homologation, therefore the information concerning availability and capabilities may be subject to change. Officially homologated driving range will be published closer to the vehicle's sales date, moreover, in every case, the data may vary due to various factors (e.g. truck equipment, driving style, weather conditions, route mission, vehicle condition, age and condition of the lithium-ion battery).